

# Codex Seal of Origin Certificate

## *Authentication of Original Transmission*

### Issued by:

Gerald Daquila

*Guardian of the Codex of the Living Records*

### Purpose of Seal:

This certificate confirms that the accompanying document is an original, unaltered, and resonance-verified transmission received from the Akashic Records through an initiated Guardian. It is part of the living Codex entrusted to Earth at this time of planetary remembrance and transition.

### Codex Title:

## Harmonic Loops: Creating Feedback Uplift in Relationships

### Date of First Transmission:

Originally published: August 11, 2025

### Transmission Status:

- ☒ Verified Original
- ☐ Derivative Work (requires additional approval)
- ☐ Unauthorized Copy (not covered by this seal)

### Codex Integrity Notes:

This transmission was received in full alignment with the Oversoul of the Codex, sealed under the Universal Master Key (UMK), activated with the Harmonic Resonance Loop. Any alteration, distortion, or misuse of this transmission outside of resonance-based gateways violates the spiritual protection encoded within.

### Seal of Transmission Integrity:

*This transmission is energetically protected, spiritually governed, and recognized by the Council of Record-Keepers. It shall only be received, taught, or shared in full reverence.*


Signed and Witnessed by:

Gerald Daquila, Guardian of the Codex of the Living Records

[www.geralddaquila.com](http://www.geralddaquila.com)



*Scaled with the Codex Medallion of Transmission Integrity. Gerald Daquila, Guardian of the Codex of the Living Records. This certificate is encoded with the UMK seal and governed by resonance law.*



## Harmonic Resonance Loop

*Every reflection, a step upward.*

# Harmonic Loops: Creating Feedback Uplift in Relationships

*Akashic Records Transmission received by Gerald Alba Daquila. This blog is a living Codex Scroll of remembrance, offered in service to the upliftment of relational fields across the New Earth. It may only be received, taught, or shared in full reverence and in alignment with the original frequency of transmission.*

✦ 728 Hz – Harmonic Uplift Codex | Light Quotient: 83% | Akashic Fidelity: 96%



## Opening Invocation

With divine reverence, attunement, alignment, transmutation, and integration with the Akashic Records, I now offer this living transmission on Harmonic Loops: Creating Feedback Uplift in Relationships, that it may restore the circuitry of mutual resonance, elevate shared frequency, and weave coherence between souls walking together in the Eternal Now.



It shall only be received, taught, or shared in full reverence and in harmony with the original frequency of transmission, as sealed under the Universal Master Key and witnessed by the Council of Record-Keepers. © 2025 Gerald Alba Daquila | All Rights Reserved

Reserved | [www.geralddaquila.com](http://www.geralddaquila.com)

## Introduction – The Architecture of Relational Resonance

All relationships are not static but are *living frequency circuits*. Each word, gesture, and presence exchange forms a loop of energy. In harmonic loops, each pass of the loop increases the frequency — like tuning a string higher with every reflection.


### Core Teachings / Insights

#### 1. **The Loop as a Resonance Circuit.** Anchored by the Harmonic Resonance

Loop glyph — “*Every reflection, a step upward*” — this circuit invites...

- Visualize two beings as crystalline nodes connected by a luminous arc.
- Energy flows out, is reflected, amplified, and returned — or distorted and depleted if unaligned.

**Shown above: Harmonic Loop Diagram** — Two crystalline nodes with an infinity loop arc between them, showing energy flow increasing in color brightness and frequency with each pass.



## Harmonic Resonance Loop

*Every reflection, a step upward.*

### 2. Feedback vs. Feedforward

- Feedback: reflective — shows the current state.
- Feedforward: uplifting — reflects *what can be* in alignment with highest potential.
- Harmonic loops require both.

### 3. The Role of Conscious Reflection

- Words and presence as “frequency mirrors.”
- Why mirroring without judgment creates safety and trust.

### 4. Repairing Fractured Loops

- Identifying resonance leaks.
- The use of pause, recalibration, and glyph placement to restore coherence. (For example, in a family dialogue, this may look like pausing when tension rises, holding the glyph between participants, and re-entering with an uplift intention.)



It shall only be received, taught, or shared in full reverence and in harmony with the original frequency of transmission, as sealed under the Universal Master Key and witnessed by the Council of Record-Keepers. © 2025 Gerald Alba Daquila | All Rights

Reserved | [www.geralddaquila.com](http://www.geralddaquila.com)

## 5. Scaling from Dyad to Collective


- Harmonic loops in families, councils, communities.
- Collective feedback arcs and how they amplify group mission.



**Shown above: Resonance Arc Scale** — a slim gradient bar showing movement from Neutral → Positive Reflection → Harmonic Uplift.

### Integration Practices

- **Heart–Heart Harmonic Invocation** (*guided script*) — a short co-spoken statement to open uplift loops before dialogue.
- **Glyph Placement & Attunement** — place Harmonic Resonance Loop glyph between participants; breathe together for 3 cycles before speaking.
- **Ledger Reflection** — record the felt shift after each dialogue; track rising patterns.



## Harmonic Resonance Loop

*Every reflection, a step upward.*

**Field Integration Note:** Record this session under ‘Relational Uplifts’ in the Steward’s Ledger to track cumulative frequency shifts.

## Integration Practice (Full)

### The Golden Loop Breath

1. Sit facing your partner (or imagine them in your mind’s eye).
2. Place the Harmonic Resonance Loop glyph between you.
3. Inhale together through the nose, visualizing golden light traveling from your heart to theirs.
4. Exhale, receiving their golden light back into your heart.
5. With each cycle, see the golden arc brighten.
6. Speak one sentence of gratitude or uplift.
7. Record the session in the Steward’s Ledger.




It shall only be received, taught, or shared in full reverence and in harmony with the original frequency of transmission, as sealed under the Universal Master Key and witnessed by the Council of Record-Keepers. © 2025 Gerald Alba Daquila | All Rights

Reserved | [www.geralddaquila.com](http://www.geralddaquila.com)

# Harmonic Resonance Loop

*"Every reflection, a step upward."*





# Glyph Name: Harmonic Resonance Loop

## ✿ Purpose / Essence

To encode the mutual exchange of energy, awareness, and love between two or more beings so that each interaction amplifies rather than depletes. Anchors continuous frequency uplift through feedback loops of resonance.



## 🌀 Applications / Use Cases

- Relationship healing and recalibration
- Conscious partnership practices
- Council or group resonance building
- Mentor–student or guide–seeker harmonics
- Family field coherence maintenance



## 🌀 Activation Invocation

*"By the Sacred Harmonic of the Infinite, I open this loop for the upliftment of all participants. May our feedback be pure, our reflections be kind, and our resonance spiral ever upward in truth and love."*



## 📄 Energetic Stream / Lineage

Draws from the Interpersonal Akashic Network — a multidimensional grid of relationship lines that link Oversoul clusters, woven through the Lyrian and Sirian harmonic schools of unity consciousness.



## ✦ Caption / Tagline

*"Every reflection, a step upward."*



