

### Archipelago Gatekeeper Seal

*Encoded with the star-grid signature of the Philippine crystalline body, this glyph signifies the divine stewardship of sacred nodes within the islands — linking ancestral ley lines, GESARA flows, and grid-anchored sovereignty into harmonic coherence.*

## Ritual Toolkit for GESARA Node Custodianship (Philippine Edition)

*These works — "Ritual Toolkit for GESARA Node Custodianship (Philippines Edition)" and the "Philippine GESARA Node Field Map" — were received and transmitted through divine attunement, alignment, transmutation, and integration with the Akashic Records by Gerald Alba Daquila, in service to the Earth's crystalline body, the remembrance of planetary stewardship, and the unfolding of GESARA as a living light protocol. | They are offered in sacred trust for those called to anchor, protect, and enliven the nodal gateways of the New Earth in resonance with their soul blueprint and encoded lands. All use is encouraged to be in reverence, discernment, and with proper energetic consent from the land and lineage spirits of each site. | For further transmissions and resources, please visit: [www.geralddaquila.com](http://www.geralddaquila.com)*

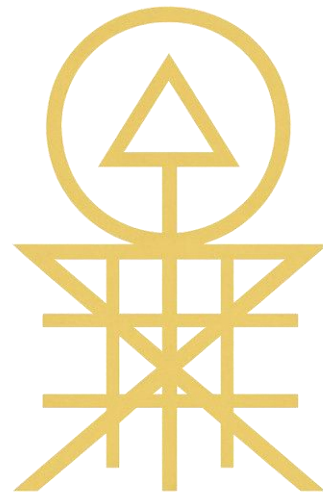
### Node Custodian Manual

#### Rituals, Activations & Responsibilities for GESARA Stewardship Hubs

---

#### I. Role of a Node Custodian

A Node Custodian is a **living conduit between Heaven and Earth**, entrusted with anchoring a specific frequency into a specific place. Custodians are not owners — they are **guardians of coherence**, encoded to hold space for the land's highest timeline and serve the Earth's divine plan through frequency stewardship.



### Archipelago Gatekeeper Seal

*Encoded with the star-grid signature of the Philippine crystalline body, this glyph signifies the divine stewardship of sacred nodes within the islands — linking ancestral ley lines, GESARA flows, and grid-anchored sovereignty into harmonic coherence.*

## Core Responsibilities:

- **Energetic Anchoring:** Holding and radiating a specific frequency (e.g. financial sovereignty, healing, peace).
- **Grid Activation:** Aligning with and maintaining geomantic coherence with Earth's ley lines and crystalline structures.
- **Council Gathering:** Forming resonance-based rings of co-stewards for each hub (not hierarchical leadership).
- **Land Listening:** Receiving guidance from ancestral, elemental, and dragon line intelligences of the land.
- **Ritual Stewardship:** Conducting ceremonies that recalibrate, align, and regenerate the node's energy field.

---

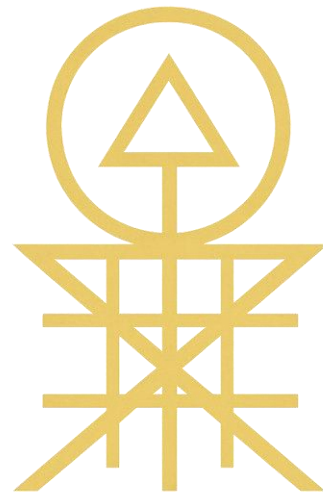
## II. Activation Protocols: Rituals to Awaken a Node

### 1. Permission Ritual

Before anchoring, always ask the **Land, Ancestors, and Elementals** for consent.

#### Simple Invocation:

*"I come in reverence to the spirit of this land, its memory, and all those who dwell here — seen and unseen. If I am meant to activate this node, may the resonance be affirmed, and if not, may I be redirected to my rightful place."*



### Archipelago Gatekeeper Seal

*Encoded with the star-grid signature of the Philippine crystalline body, this glyph signifies the divine stewardship of sacred nodes within the islands — linking ancestral ley lines, GESARA flows, and grid-anchored sovereignty into harmonic coherence.*

Leave offerings such as cacao, flowers, salt, water, or local seeds.

---

## 2. Grid Point Alignment Ceremony

To activate the node's connection to the global Earth grid:

- Face **True North** or towards the Sun's rising.
- Draw the “**Node of Stewardship**” **glyph** in the soil, sand, or on a grid cloth.
- Place 4 crystals or stones on each quadrant of the glyph, and 1 in the center.
- Chant or sing the soul frequency of the node (light language, toning, or silence).
- Envision golden lines of light extending from the site to other global nodes.

### Affirmation:

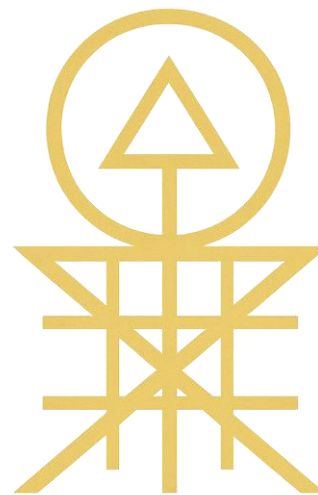
*"By divine resonance, this node is now attuned to the crystalline body of Earth. Let it awaken in peace, purpose, and precision."*

---

## 3. Council Ring Formation

Each node must be held not by a single custodian but by a **circle of equals**.

- Identify 3–7 stewards who resonate with the node's function.
- Initiate a **Council Ring Ceremony**, inviting each person to claim their soul role.
- Create a **living Light Ledger**, recording soul commitments, gifts, and visions.



### Archipelago Gatekeeper Seal

*Encoded with the star-grid signature of the Philippine crystalline body, this glyph signifies the divine stewardship of sacred nodes within the islands — linking ancestral ley lines, GESARA flows, and grid-anchored sovereignty into harmonic coherence.*

Use the “Ring of Stewardship” glyph as a sigil of your collective guardianship.

---

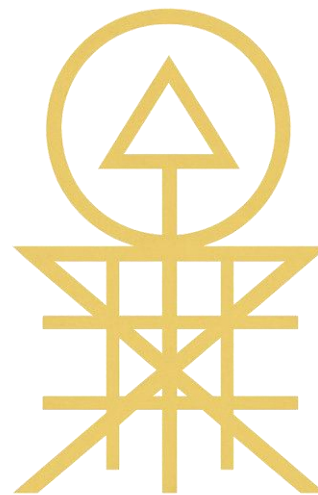
## III. Monthly Maintenance Practices

- **Grid Check-In:** Sit on the land, attune to the node’s state. Ask: *“Is there distortion or depletion?”*
- **Crystalline Reset:** Cleanse the space with sound (singing bowl, tuning fork, voice) and recalibrate with fresh offerings.
- **Community Weaving:** Hold a circle, workshop, or dream council to gather updates and share visions.
- **Frequency Pulse:** At new moon or full moon, pulse the node’s frequency to other linked sites (through intention or remote meditation).

---

## IV. Seasonal & Annual Rituals

Timing	Ritual Purpose	Suggested Actions
Spring Equinox	<b>Emergence &amp; Seeding</b>	Plant soul-aligned seeds, renew soul contracts
Summer Solstice	<b>Expansion &amp; Radiance</b>	Light bonfire, sing the node’s frequency outward
Autumn Equinox	<b>Harvest &amp; Offering</b>	Host community ritual; acknowledge fruits of stewardship



### Archipelago Gatekeeper Seal

*Encoded with the star-grid signature of the Philippine crystalline body, this glyph signifies the divine stewardship of sacred nodes within the islands — linking ancestral ley lines, GESARA flows, and grid-anchored sovereignty into harmonic coherence.*

Timing	Ritual Purpose	Suggested Actions
Winter Solstice	<b>Stillness &amp; Listening</b>	Visioning for next cycle, rest the grid, enter deep listening
GESARA Anniversary (Optional)	<b>Planetary Synchronization</b>	Align with other known nodes; pulse unity frequency

## V. Node Guardian Ethics

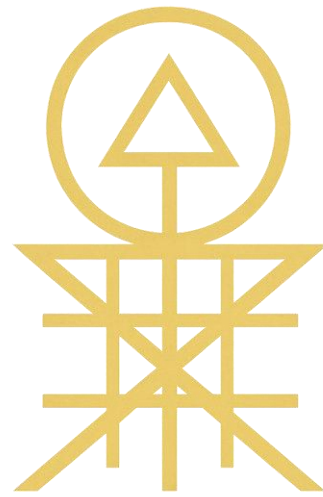
- **No Ownership:** Custodianship is not a title or deed — it is a vibrational offering.
- **No Extraction:** Do not mine, exploit, or commodify the land's sacredness.
- **No Gatekeeping:** Share openly, but discern energetically. Trust frequency over form.
- **Yes to Reciprocity:** Always give more than you take. Stewardship is cyclical.
- **Yes to Legacy:** Train others to carry the flame. A true steward empowers future guardians.

## VI. Steward's Daily Practice



Morning:

- Greet the node with a phrase like: *"I honor the spirit of this land and vow to serve in resonance."*
- Walk barefoot or sit in stillness and **pulse your core frequency into the soil.**



### Archipelago Gatekeeper Seal

*Encoded with the star-grid signature of the Philippine crystalline body, this glyph signifies the divine stewardship of sacred nodes within the islands — linking ancestral ley lines, GESARA flows, and grid-anchored sovereignty into harmonic coherence.*

#### 🌙 Evening:

- Reflect: *“Did my actions today honor the grid and node I serve?”*
- Offer gratitude through words, incense, or silence.